



**ABACE**<sup>®</sup>  
SHANGHAI, CHINA  
APRIL 17-19, 2018

## HANGAR AND PAVILION STAND REGULATION VISUALS

### Exhibit Stand Rules/Specifications:

Remember to check all of the fine print for lighting restrictions, flooring requirements, and set up regulations.

Including but not limited to:

- Target move-in schedule
- Marshalling yard and POVs (personally-operated vehicles)
- Access for those exhibitors setting up their own stands
- Set-up times
- Advance shipping vs shipping to show site
- Material handling
- Exclusive service providers

Please review the following visuals and read in detail the stand rules located in our Exhibitor Service Kit.

ABACE2018 Live Floor Plan

Submit Your Stand Drawing/Hanging Sign Request Here

**\*Deadline: February 26, 2018**

Scaled floor plans must include:

- Event name, exhibitor name and stand number.
- Maximum number of occupants allowed.
- Drawings with front and side elevations.
- Structural engineer's stamp certifying that the platform can bear the maximum occupant load Copy of the fireproof materials license indicating the building materials used (carpet, wood and paint) are fire retardant. A copy of this license must also be available on site during move-in.

Scaled floor plans must be submitted to ABACE management

Email: [ABACEstanddrawings@abace.aero](mailto:ABACEstanddrawings@abace.aero)

&

Mega Expo Shanghai

Attn: Cathy Wang

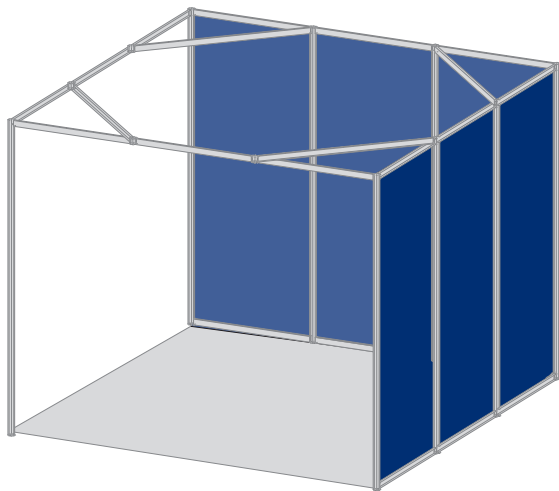
Email: [cathy.wang@megaexposhanghai.com](mailto:cathy.wang@megaexposhanghai.com)

# Inline Stands - Shell Scheme Space

**Shell scheme inline stands contain one or more 3m-by-3m units in a straight line with stands on either side and/or behind its back wall.**

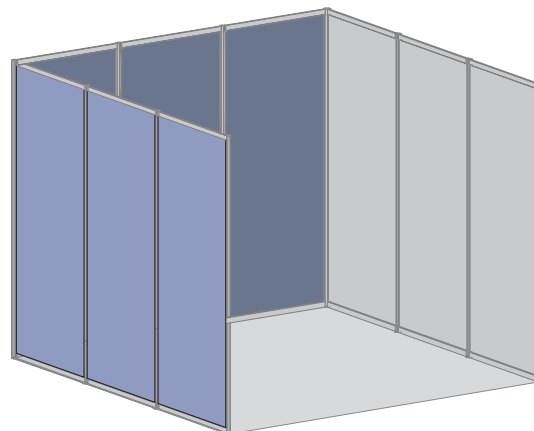
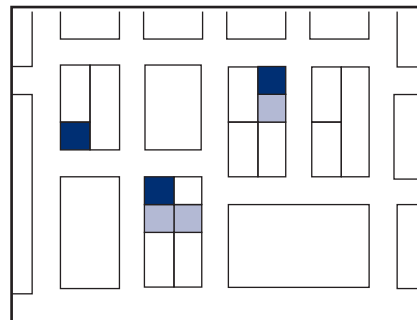
Each 3m-by-3m shell-scheme stand includes the following:

- 2.5m (8 ft high) partition walls – white panel on three sides of stand with silver aluminum uprights and crossbars.
- Furniture – one front counter, one round table, three black meeting chairs and one wastebasket.
- Fascia sign with your company's name, permitted to a maximum height of 2.9m (15 ft).
- Lighting – three 100W spotlights.
- Carpet – uniform carpet for the entire exhibit space.
- Daily cleaning service.
- Stand drawings do not need to be reviewed by show management.



**Corner Shell Scheme Unit**

## FLOOR PLAN VIEW EXAMPLE



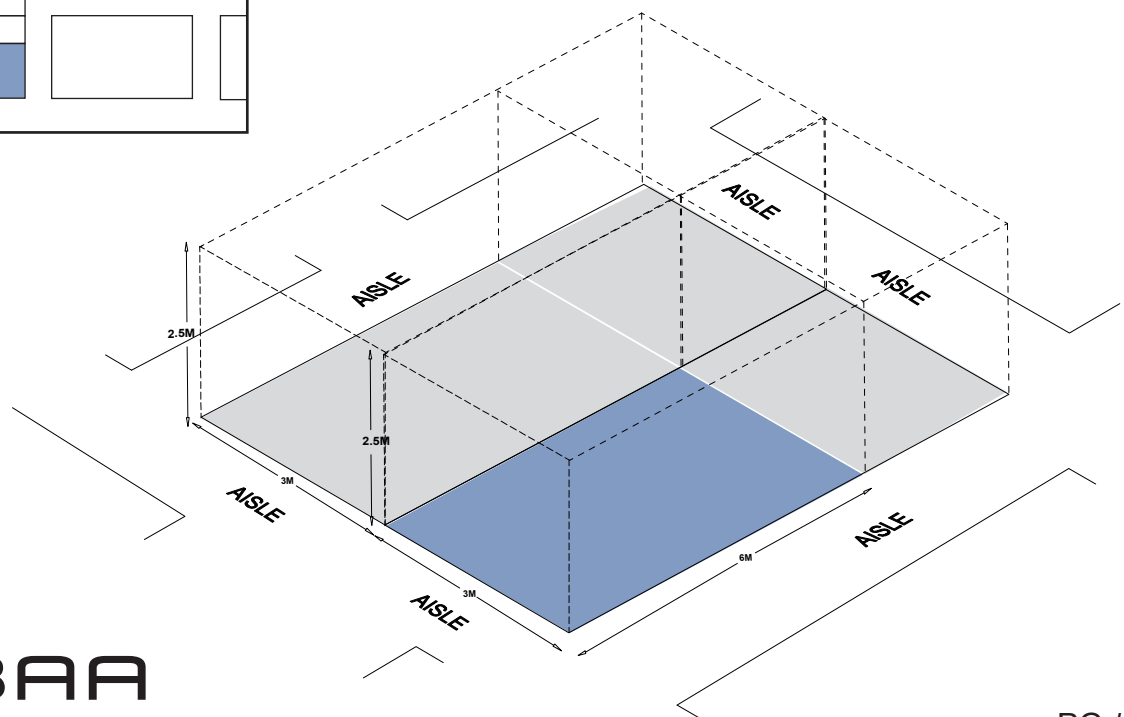
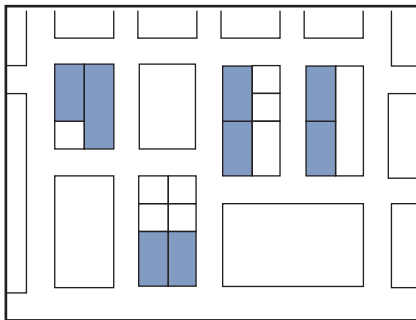
**Interior Shell Scheme Unit**

# Inline Stands – Raw Space

**Inline raw space exhibits are perfect for exhibitors who are building custom stands and have their own wall structures. Inline raw space is defined as a narrow booth space comprised of one or more 3m-by-3m units in a straight line.**

- Inline raw exhibit spaces do not have shell-scheme hard walls.
- Inline raw exhibit spaces may not have any components above stand spaces.
- All ground-supported exhibit materials, components and identification signs will be permitted to a maximum height of 2.5m (8 ft.).
- A back wall that adjoins another exhibitor must be finished with a hard substrate that is clean and matches the rest of the stand materials.
- No identification of any kind is allowed on a back wall that adjoins another exhibitor. This includes company logos.
- Exhibitors are required to provide flooring for the entirety of their stand space.
- Stand drawings must be submitted in advance for approval.

## FLOOR PLAN VIEW EXAMPLE

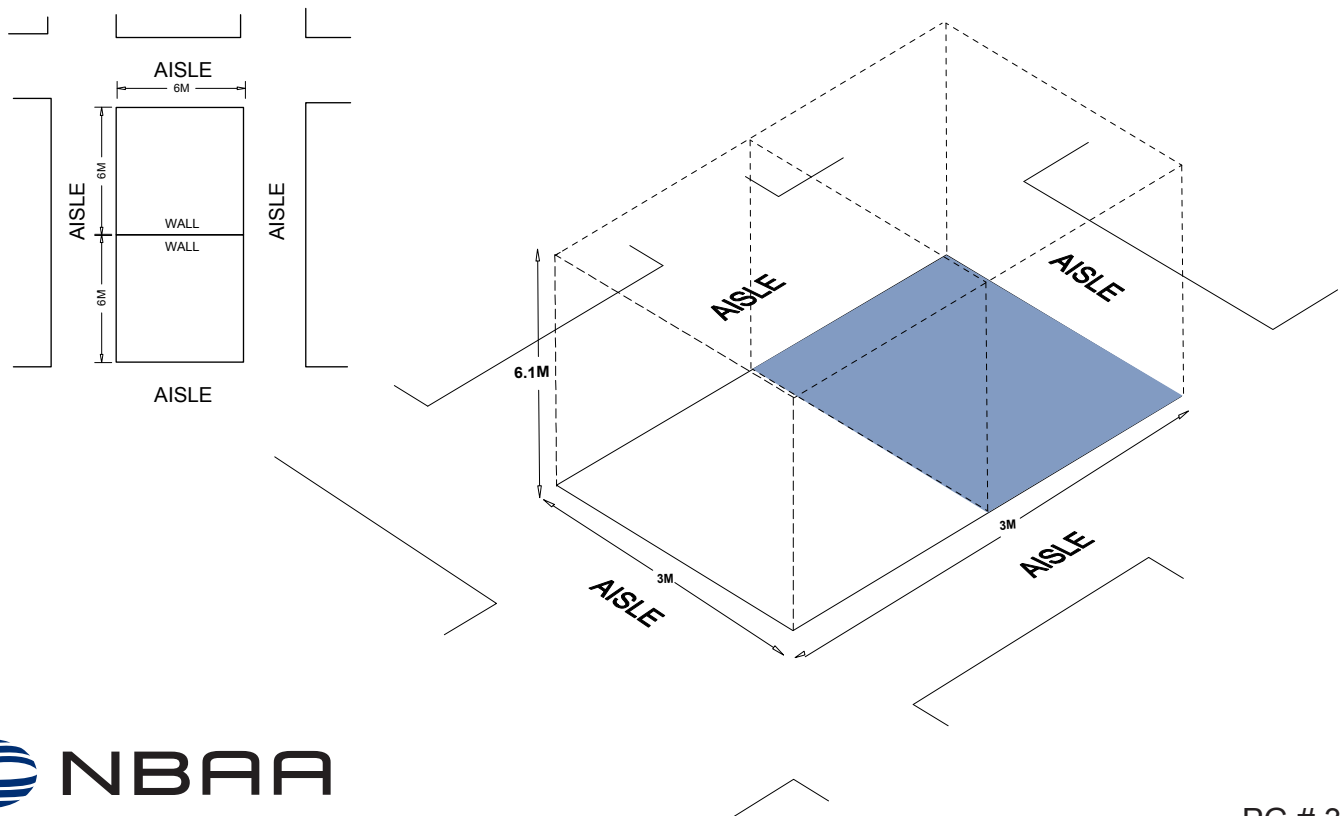


# Non-perimeter Peninsula Stands

**A non-perimeter peninsula stand is a stand that is a minimum of 6m-by-6m, exposed to aisles on three sides and shares a common back wall with another exhibitor.**

- Maximum Height Restrictions: **Hangar exhibits = 5.6m (18 ft 4 in)**  
**Pavilion exhibits = 4.6m (15 ft)**
- Permitted to have more than one display level with approval by both ABACE management and HAH (Shanghai Fire Safety Authority).
- A back wall that adjoins another exhibitor must be finished with a hard substrate that is clean and matches the rest of the stand materials.
- No identification of any kind, including company logos is allowed on a back wall that adjoins another exhibitor.
- May have no more than 50% hard walls regardless of size.  
**NOTE:** Glass counts as a hard wall.
- Hanging signs, lighting trusses, materials or components are not permitted in exhibitor pavilion or hangar exhibits.
- Stand drawings must be submitted in advance for approval.

## FLOOR PLAN VIEW EXAMPLE



# Perimeter Peninsula Stands

**A Perimeter peninsula stand is a stand that is exposed to aisles on two sides and shares a common side wall with another exhibitor.**

- Maximum Height Restrictions: **Hangar exhibits = 5.6m (18 ft 4 in)**  
**Pavilion exhibits = 4.6m (15 ft)**
- Permitted to have more than one display level with approval by both ABACE management and HAH (Shanghai Fire Safety Authority).
- Perimeter wall structures may be unfinished **ONLY on sides that face the exterior wall of the facility and that are not visible to attendees.**

Scaled floor plans must include:

- Event name, exhibitor name and stand number.
- Maximum number of occupants allowed.
- Drawings with front and side elevations.
- Structural engineer's stamp certifying that the platform can bear the maximum occupant load.
- Copy of the fireproof materials license indicating the building materials used (carpet, wood and paint) are fire retardant. A copy of this license must also be available on site during move-in.
- Stand drawings must be submitted in advance for approval.

## FLOOR PLAN VIEW EXAMPLE

