



HANGAR AND PAVILION STAND REGULATION VISUALS

Exhibit Stand Rules/Specifications:

Remember to check all of the fine print for lighting restrictions, flooring requirements, and set-up regulations.

Including, but not limited to:

- Target move-in schedule
- Marshalling yard and POVs (personally-operated vehicles)
- Access for exhibitors setting up their own stands
- Set-up times
- Advance shipping vs. shipping to show site
- Material handling
- Exclusive service providers

Please review the following stand visuals and read the stand rules in detail in the Exhibitor Service Kit.

[ABACE2017 Live Floor Plan](#)

[Submit Your Stand Drawing Request Here](#)

***Deadline: February 13, 2017**

Stand drawings must include:

- Event name, exhibitor name and stand number.
- Maximum number of occupants allowed.
- Drawings with front and side elevations.
- Structural engineer's stamp certifying that the platform can bear the maximum occupant load.
- Copy of the fireproof materials license indicating the building materials used (carpet, wood and paint) are fire retardant. **Note:** A copy of this license must also be available on site during move-in.

Stand drawings must be submitted to ABACE management at:

Email: ABACEstanddrawings@abace.aero

&

Mega Expo Shanghai

Attn: Cathy Wang

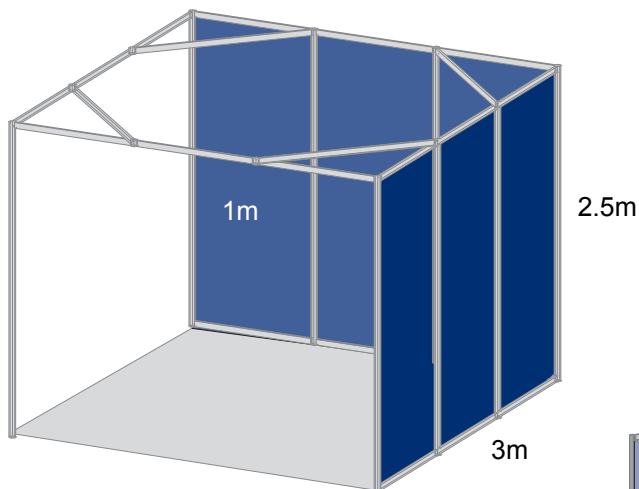
Email: cathy.wang@megaexposhanghai.com

Inline Stands - Shell-Scheme Space

Shell-scheme inline stands contain one or more 3m-by-3m shell-scheme units in a straight line with stands on either side and/or behind its back wall.

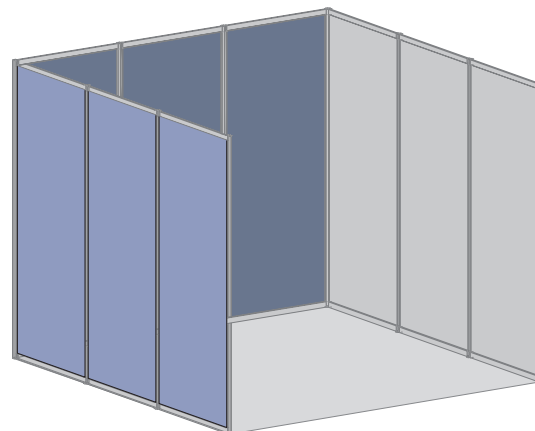
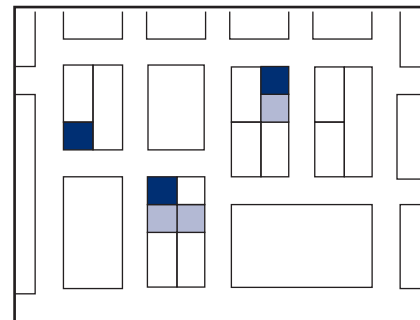
Each 3m-by-3m shell-scheme stand includes the following:

- 2.5m (8 ft high) partition walls – white panel on three sides of stand with silver aluminum uprights and crossbars.
- Furniture – one front counter, one round table, three black meeting chairs and one wastebasket.
- Fascia sign with company name, permitted to a maximum height of 2.9m (9.5 ft).
- Lighting – three 100W spotlights.
- Carpet – uniform carpet for the entire exhibit space.
- Daily cleaning service.
- Stand drawings do not need to be reviewed by show management.



Corner Shell-Scheme Unit

PLAN VIEW



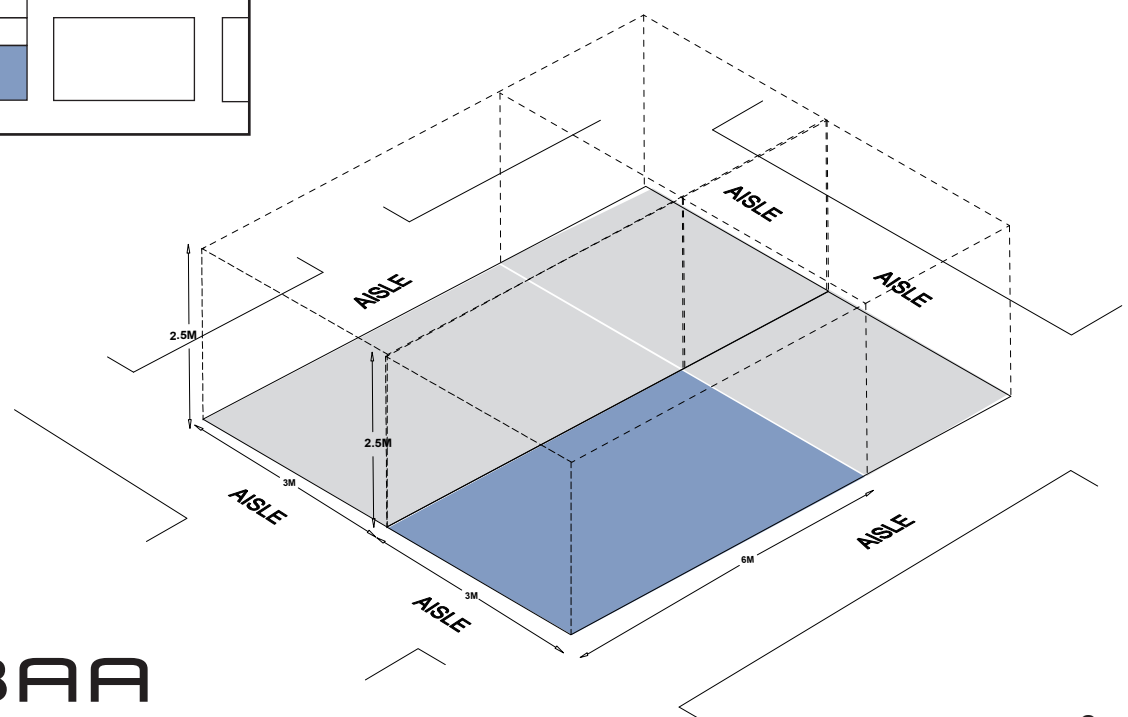
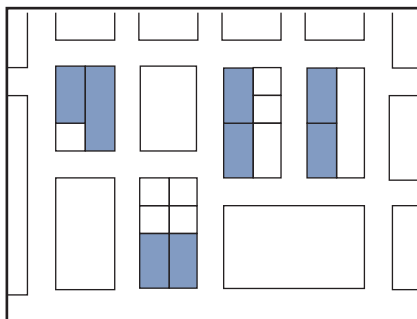
Interior Shell-Scheme Unit

Inline Stands – Raw Space

Inline raw space exhibits are perfect for exhibitors who are building custom stands that have their own wall structures. Inline raw space is defined as a narrow booth space comprised of one or more 3m-by-3m units in a straight line.

- Inline raw exhibit spaces do not have shell-scheme hard walls.
- Inline raw exhibit spaces may not have hanging signs, lighting trusses, materials or components above stand spaces.
- All ground-supported exhibit materials, components and identification signs will be permitted to a maximum height of 2.5m (8 ft.).
- A back wall that adjoins another exhibitor must be finished.
- No identification of any kind is allowed on a back wall that adjoins another exhibitor. This includes company logos.
- Exhibitors are required to provide flooring for the entirety of their stand space.
- Stand drawings must be submitted in advance for approval.
- Inline raw space exhibitors may have shell-scheme stands next to and/or behind them.

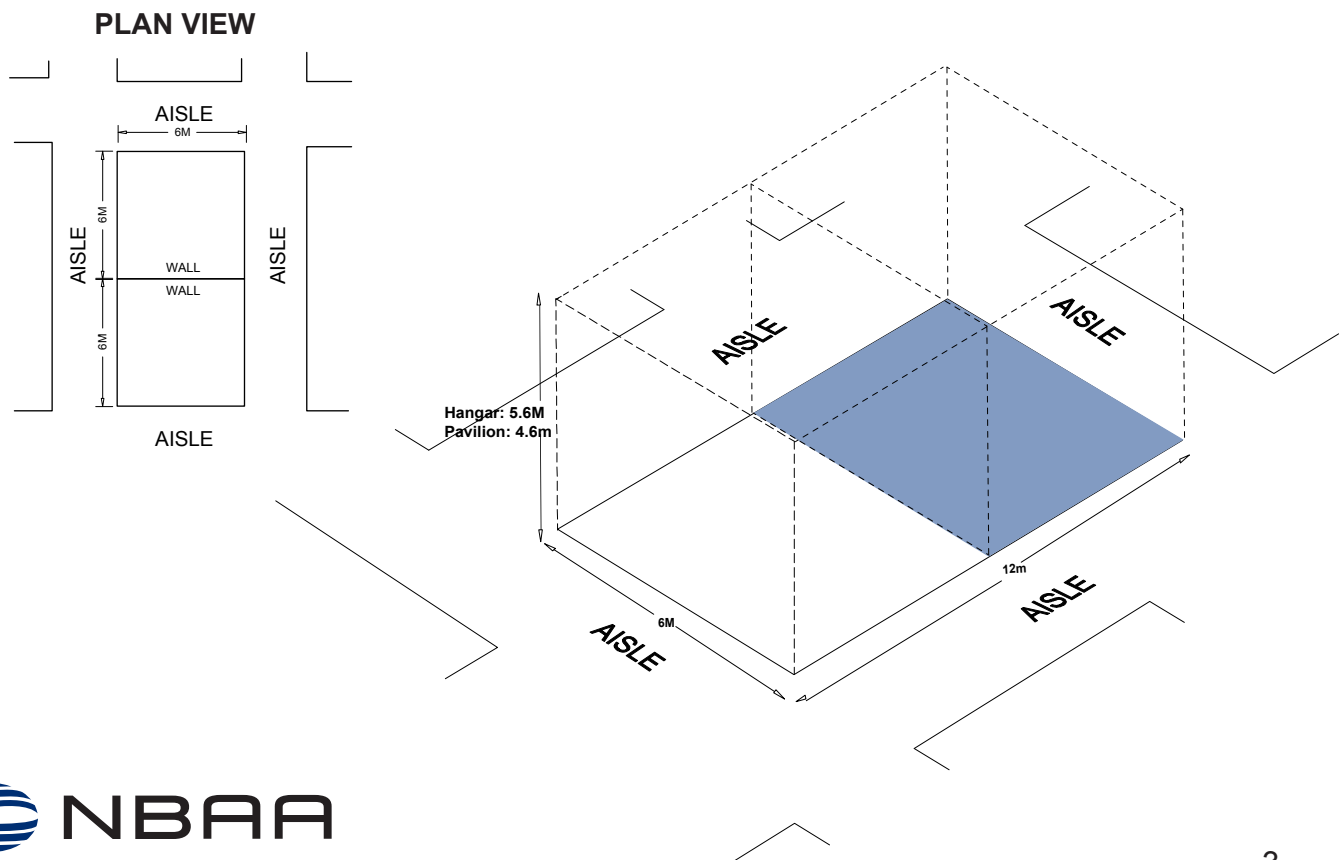
PLAN VIEW



Non-perimeter Peninsula Stands

A non-perimeter peninsula stand is a stand that is a minimum of 6m-by-6m, exposed to aisles on three sides and shares a common back wall with another exhibitor.

- Maximum Height Restrictions: **Hangar exhibits = 5.6m (18 ft 4 in)**
Pavilion exhibits = 4.6m (15 ft)
- Permitted to have more than one display level with approval by both ABACE management and HAH (Shanghai Fire Safety Authority).
- A back wall that adjoins another exhibitor must be finished.
- No identification of any kind, including company logos, is allowed on a back wall that adjoins another exhibitor.
- May have no more than 50% hard walls, regardless of size. **NOTE:** Glass counts as a hard wall.
- Hanging signs, lighting trusses, materials or components are not permitted in exhibitor pavilion or hangar exhibits.
- Stand drawings must be submitted in advance for approval.

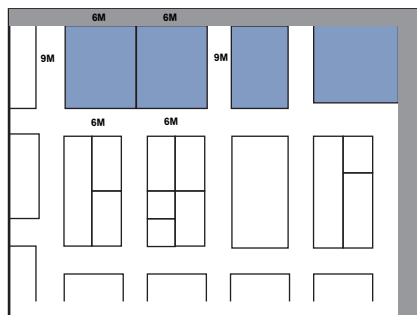


Perimeter Peninsula Stands

A Perimeter peninsula stand is a stand that is exposed to aisles on two sides and shares a common side wall with another exhibitor.

- Maximum Height Restrictions: **Hangar exhibits = 5.6m (18 ft 4 in)**
Pavilion exhibits = 4.6m (15 ft)
- Permitted to have more than one display level with approval by both ABACE management and HAH (Shanghai Fire Safety Authority).
- Perimeter wall structures may be unfinished on sides that face the exterior wall of the facility and that are not visible to attendees.
- Stand drawings must be submitted in advance for approval.

PLAN VIEW



Hangar: 5.6M
Pavilion: 4.6m

